

## Assosiasie:

Dit is die vermoë van die mens om feite, begrippe, prente, klanke, woorde en sinne visueel en ouditief in sinvolle verband met mekaar te bring.



# Assosiasie:

## Wat is assosiasie?

Dit is die vermoë van die mens om feite, begrippe, prente, klanke, woorde en sinne visueel en ouditief in sinvolle verband met mekaar te bring.

## Probleme met assosiasie is veral waarneembaar in:

- 'n Onvermoë om prente te kan "lees"
- 'n Onvermoë om prente wat verband hou met mekaar te kan selekteer
- 'n Onvermoë om woorde wat verband hou met mekaar, te assosieer, bv. mes en vurk
- 'n Onvermoë om sinne waar assosiasie van begrippe voorkom, sinvol te voltooi, bv. Ek sien die maan in die ----- (dag/nag)

## Praktiese oefeninge: Sortering

- knope van dieselfde grootte, kleur, ens. bymekaar.
- prente wat verband hou met mekaar bv.
  - alle blomme
  - alle bome
  - alle wilde diere
  - alle mak diere
  - alle plaasdiere
  - alle bote

➤ alle vervoermiddelen ens.

- werkblaaije waar alles ingekleur moet word wat pas by die een in die raam - doen dieselfde met letters en woorde

# Association

## What is association?

Association is the ability of a person to put facts, ideas, pictures, sounds, words and sentences visually and auditory into a meaningful relation with each other.

## Problems with association are observed especially in:

- the inability to “read” pictures
- the inability to see connections between pictures and the inability to group these pictures together.
- Inability to connect words that belong together for e.g.: knife and fork.
- The inability to make associations when having to complete sentences meaningful for e.g.: I can see the moon ..... (at night/ during the day)

## Practical exercises: Sorting

- buttons together into groups of : size, colour, forms, etc.
- pictures that belong together:

❖ flowers

❖ trees

❖ wild animals

❖ tamed animals

❖ farm animals

❖ boats

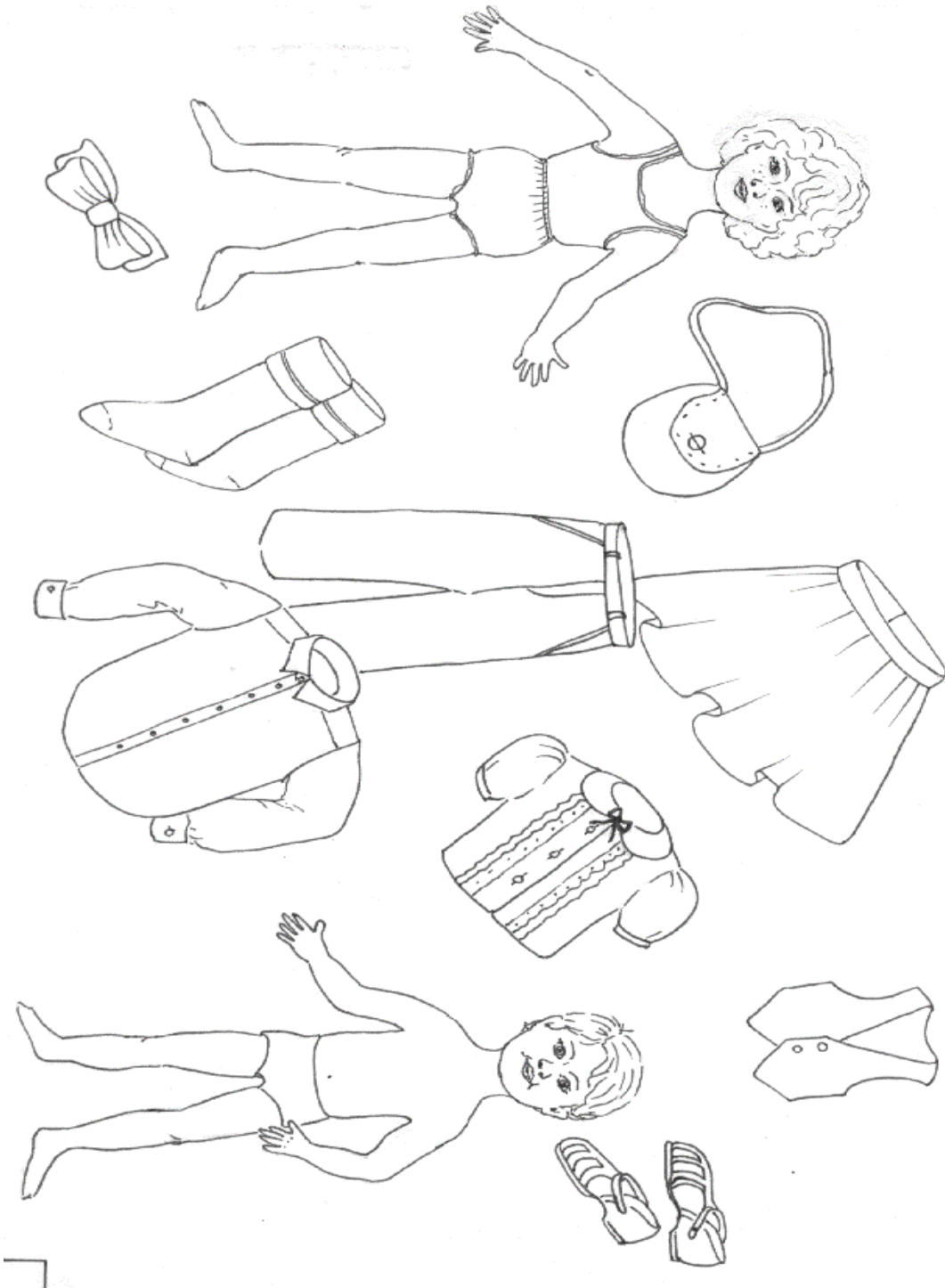
❖ transportation

- Worksheets where learners have to colour everything that belongs to the picture in the frame.

Association / Assosiasie

Worksheet / Werksblaaie | Name / Naam : \_\_\_\_\_

Colour Nan's clothes red and Dan's clothes blue.  
Kleur San se kleure rooi en Jan se kleure blou.

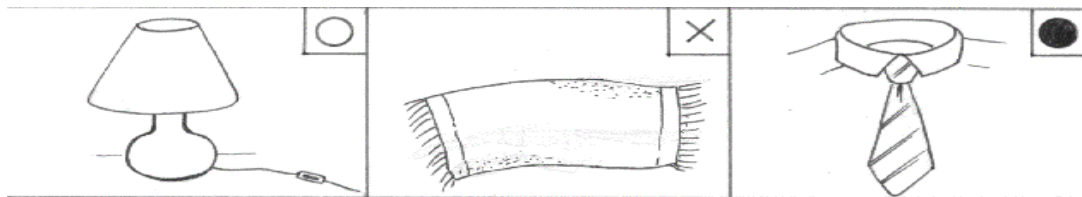


Association / Assosiasie

Worksheet / Werksblaai : 2

Name / Naam : \_\_\_\_\_

- Make a circle in every square where there is a lamp.
- Make a cross in every square where there is a rag.
- Make a triangle in every square where there is a tie.
  
- Trek 'n sirkel in elke vierkant waar daar 'n lamp is.
- Trek 'n kruis in elke vierkant waar daar 'n mat is.
- Trek 'n driehoek in elke vierkant waar daar 'n das is.





Association / Assosiasie

Worksheet / Werksblaa: 3


Name / Naam : \_\_\_\_\_

- Colour everything that belongs to the picture on the left.
- Kleur alles in wat pas by die prent aan die linkerkant.


dam



bak

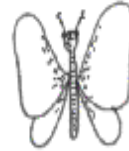
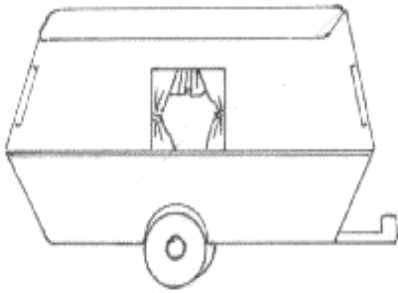


park



- Colour everything that belongs to the picture on the left.
- Kleur alles in wat pas by die prent aan die linkerkant.

karavaan



San





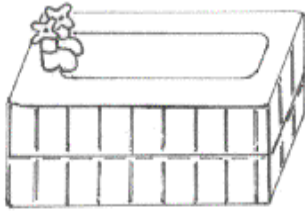
Association / Assosiasie

Worksheet / Werksblaaie : 4

Name / Naam : \_\_\_\_\_

- Colour everything that belongs to the picture on the left.
- Kleur alles in wat pas by die prent aan die linkerkant.

bad



Die belangrikste van hierdie tipe oefeninge is dat u die prente met u kind moet bespreek, bv:

**Vra die volgende tipe vrae:**

- Waar kry ons 'n bad?
- Waarvoor word 'n bad alles gebruik?
- Wat het ons nodig wanneer ons bad?
- Hoekom sal ons nie lekkers in die badkamer inneem nie?
- Hoekom sal ons nie 'n mes in 'n badkamer gebruik nie?
- In watter vertrek in die huis pas 'n mes die beste in?

**Met hierdie tipe vrae lei ons die kinders om:**


- logies te dink,
- afleidings te maak en
- watter soort antwoord om te gee wanneer sekere woorde in 'n vraag gebruik word.

Association / Assosiasie

Worksheet / Werksblaai : 5

Name / Naam : \_\_\_\_\_

- Look for each animal's missing part. Cut it out and paste it where it belongs. Colour.
- Soek die deel van die dier wat weg is. Knip uit en plak op die regte plek. Kleur in

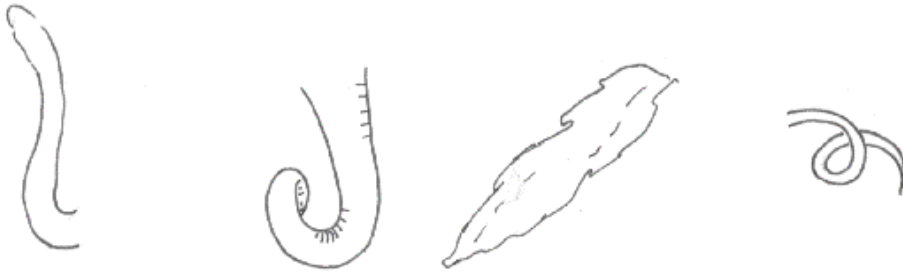


Association / Assosiasie


Worksheet / Werksblaaï : 6

Name / Naam : \_\_\_\_\_


- Look for each animal's missing part. Cut it out and paste it where it belongs. Colour.
- Soek die deel van die dier wat weg is. Knip uit en plak op die regte plek. Kleur in



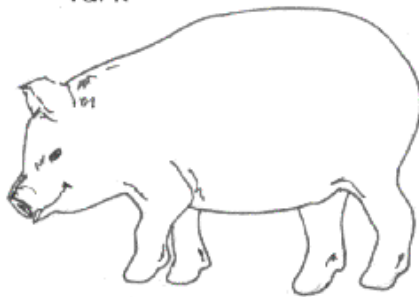
jakkals



olifant



vark



Kat

kat




Association / Assosiasie

Worksheet / Werksblaaie : 7

Name / Naam : \_\_\_\_\_

- Colour Nan's clothes blue and Dan's clothes yellow.
- Kleur San se klere blou en Jan se klere geel.



Association / Assosiasie

Worksheet / Werksblaai : 8

Name / Naam : \_\_\_\_\_

- Connect matching pictures with different colours.
- Verbind prente wat pas met verskillende kleure.

